


## **GrowingChip® TWISTER CUTTER** **(JF-9901 & JF-9901CSD)** **(NEW PATENT!!)**



**GrowingChip® TWISTER CUTTER** makes twisted potato chips (also called, tornado potato, twisted potato, twisted fries, or spiral potato), a string of delicious fried potato on a stick.





**GrowingChip Twister Cutter is a great product to use at home, restaurants / hotels, or start a business.**

### **[2 Models]**

**GrowingChip Twister Cutter (JF-9901):** Light, simple, and convenient model.

**GrowingChip Twister Cutter-CSD (JF-9901CSD):** We strongly recommend clients from industrial & commercial markets use our GrowingChip® TWISTER CUTTER-Cordless ScrewDriver (JF-9901CSD). Use Cordless Screw Drivers instead of MOTORS has more advantage such as convenience, safety, easy maintenance, light, cheaper and **TIMESAIVING & DECREASE IN WAGE (60kg/Hr.)**



**(DC12V 1.5Ah Variable Speed Cordless Screwdriver)**

**Small business:** Sell spiral potato in parks, concessionaries, stadiums, restaurants, hotels, shopping malls, local festival booths, or on streets. Expand your current business with selling spiral potato. With our Twister Cutter, the spiral potato will be ready to be fried in just 30 seconds.



**Party/catering:** This is a unique vegetable slicer which can make various dishes such as sweet potato tornado chips, carrot spiral chips, spiral cucumber, onion strands, red cabbage slicing, etc. Use our Twister Cutter to serve fun and delicious tornado potato in party or catering.





**Gift:** It is very suitable to use our Twister Cutter as market promotion or giveaway gifts. You will be amazed at the high benefit/low cost with sending our good quality to your clients.

**All snack bars, fast food kiosks, mobile food vendors, and anyone interested in making curly fries concept should look into this great product.**

### **Process to make the Potato Twisted Chips:**

- 1=) Take a medium potato (washed and unpeeled), insert the skewer (**diameter 5mm, length 400mm**), blunt end first, into the center of the potato.
- 2=) Put the skewered potato into the Twister Cutter. Turn the crank handle.
- 3=) Put the potato into 180/200 degree C oil for max 3 minutes (Depending on the size and strength of your deep fryer, multiple units can be deep fried at the same time). Remove twisted chips from the oil. Allow excess oil to drip back to your oil bath.
- 4=) Season the tornado potato chip, or allow customer use the seasoning themselves.

Normally, two people can handle this process: one person cut and deep fry potato, the other one take orders/money and hand product to customers.



**GrowingChip® TWISTER CUTTER** is an affordable and profitable machine. Using our machine and various mouth-watering seasoning for your own business. Fun and high profit. As easy on the go snack, no mess, no fuss!



**Use GrowingChip® TWISTER CUTTER as a Vegetable Slicer:**



**Curly Cucumber Slices**



**Baked Bacon Zucchini Slices**



**Make Carrots & Radishes into Flowers**



**Radish Salad**

**Specifications:**

- = Dimension of Body of Product: 270 x 116 x 170mm, Weight: 517gm
- = Dimension of Inner Color Box: 280 x 125 x 185mm, Weight: 670gm
- = Materials: ABS, nylon and stainless steel blade
- = Suction cups attached

**Packing:**

One piece in color box, 12 pcs in master carton, suction cups attached.  
7.9kgs / 8.9kgs / 3.19 cft / 0.0895CBM (51.5 x 30.5 x 57cm)  
For 20'FCL: 340ctns / 4080pcs. For 40'FCL: 708ctns / 8496pcs.  
For 40'HQ: 780ctns / 9360pcs.